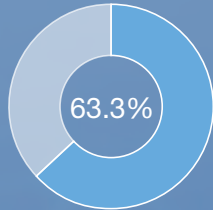


BUSINESS INDEX

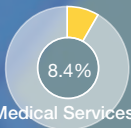
Percentage of consolidated net sales and operating revenue*



Security Services



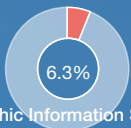
Fire Protection Services




Medical Services



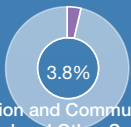
Insurance Services



Geographic Information Services



Real Estate Development and Sales



Information and Communication Related and Other Services

| | |
|--|-----|
| ■ Security Services | P 9 |
| ■ Commercial Security Services | P10 |
| ■ Home Security Services | P13 |
| ■ Other Security Services | P15 |
| ■ Security Services in Overseas Markets | P16 |
| ■ Fire Protection Services | P18 |
| ■ Medical Services | P19 |
| ■ Insurance Services | P20 |
| ■ Geographic Information Services | P21 |
| ■ Real Estate Development and Sales | P22 |
| ■ Information and Communication Related and Other Services | P22 |

* Pie charts show percentage of consolidated net sales and operating revenue (Excluding intersegment transactions)