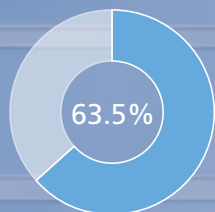


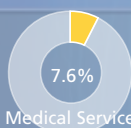
Percentage of consolidated net sales and operating revenue\*



Security Services



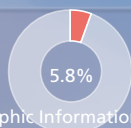
Fire Protection Services



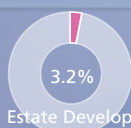
Medical Services



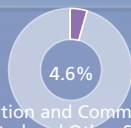
Insurance Services



Geographic Information Services



Real Estate Development and Sales



Information and Communication Related and Other Services

**Security Services** P 9

**Commercial Security Services** P10

**Home Security Services** P13

**Other Security Services** P15

**Security Services in Overseas Markets** P17

**Fire Protection Services** P19

**Medical Services** P20

**Insurance Services** P22

**Geographic Information Services** P23

**Real Estate Development and Sales** P24

**Information and Communication Related and Other Services** P24

\*Pie charts show percentage of consolidated net sales and operating revenue (Excluding intersegment transactions)