

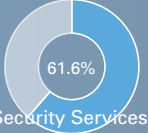



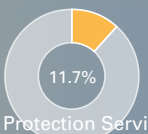

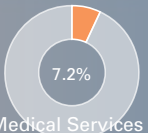

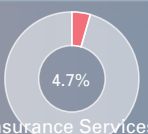

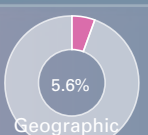

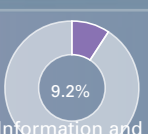



BUSINESS INDEX

Percentage of consolidated net sales and operating revenue*

		Security Services	P9
		Commercial Security Services	P10
		Home Security Services	P14
		Other Security Services	P17
		Security Services in Overseas Markets	P19
		Fire Protection Services	P20
		Medical Services	P21
		Insurance Services	P22
		Geographic Information Services	P23
		Information and Communication Related and Other Services	P24

*Pie charts show percentage of consolidated net sales and operating revenue (Excluding intersegment transactions)